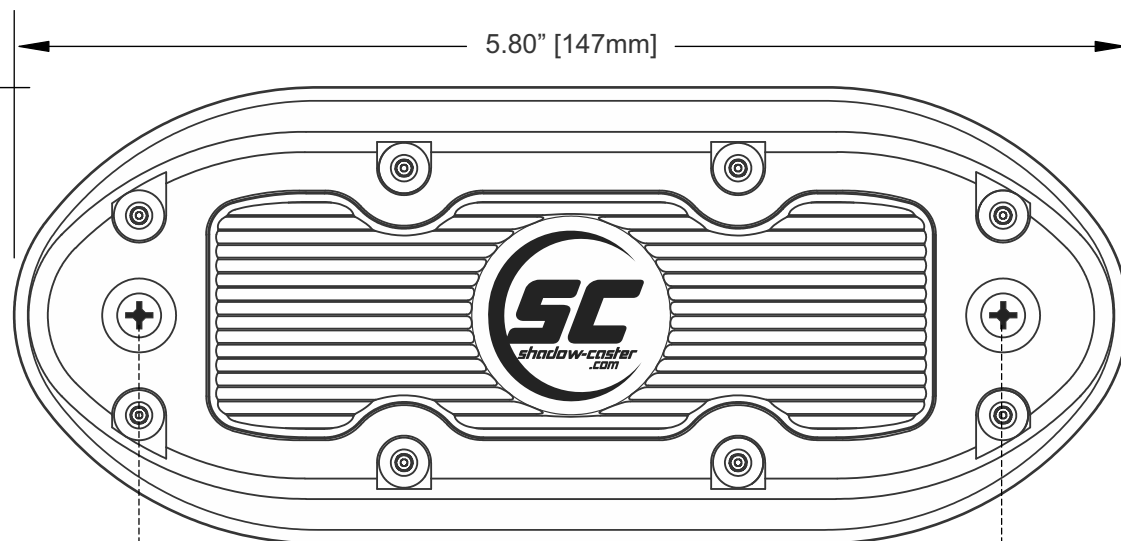


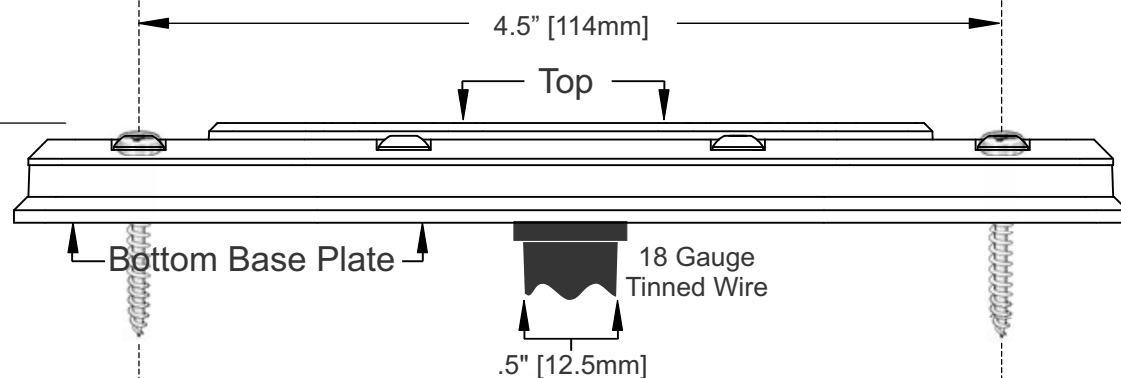
Top View



WARNING!
Do Not Use ACETONE
To Clean The
Polycarbonate Lens.
Use Alcohol
and Soft Cloth.

WARNING!
Do Not Use ACETONE
To Clean The
Polycarbonate Lens.
Use Alcohol
and Soft Cloth.

Side View



Height

.5" [13mm]

.35" [9mm]

1" (#8) Stainless screw

1" [25mm] 316 Stainless Phillips Head Self-Tapping Screws

PLEASE READ INSTRUCTIONS INSIDE TEMPLATE

TAPE HERE

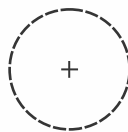
TAPE HERE

FOR CENTER WIRE HOLE USE THE FOLLOWING:

1st - DRILL PILOT HOLE AT CENTER FOR THE WIRE, THEN USE 5/8" DRILL ALL THE WAY THROUGH

DO NOT USE TEMPLATE TO MARK SCREW HOLES

DO NOT USE TEMPLATE TO MARK SCREW HOLES



SCM-4™
Typical Power Requirements
1.4 Amps@12v

2nd - RUN WIRE THROUGH THE HOLE AND MARK ONE MOUNTING HOLE LOCATION
3rd - FOLLOW STEPS ON FRONT OF SHEET FOR DRILLING MOUNTING HOLES

WHEN PRE-DRILLING SCREWS:
FIRST PRE-DRILL CENTER HOLE AND RUN WIRE. THEN MARK YOUR SCREW HOLES WITH DRILL BIT OR PENCIL WHILE USING ACTUAL LIGHT HOUSING

WHEN PRE-DRILLING SCREWS:
FIRST PRE-DRILL CENTER HOLE AND RUN WIRE. THEN MARK YOUR SCREW HOLES WITH DRILL BIT OR PENCIL WHILE USING ACTUAL LIGHT HOUSING

TAPE HERE

TAPE HERE

Scale 1:1 (If in doubt ask)